

Save the Bees

Honey Lemonade Recipe

This super refreshing honey lemonade is a breeze to make.

Bees visit lots of flowers collecting pollen to make honey. They spill lots of pollen as they go and this helps fruit to grow, including lemons!

from *Caring Conservationists who are Changing our Planet* by Kate Peridot - P6/7 Mikaila Ulmer: Believe in the Bees

Ingredients



Lemons (washed and cut in half)

Or bottled lemon juice.



Runny honey



Warm water (to melt honey)

Cold Water

Ice (optional)

Equipment

Lemon squeezers

Jugs/pitchers


Long-handled stirring spoons/sticks


Paper picnic cups


Bamboo/paper straws (optional)




Instructions

 Squeeze 4-5 good-sized lemons until you can fill one cup with lemon juice.

 Melt half a cup of honey in half a cup of warm water.

 Pour the lemon juice and honey water into a big jug.

 Add 4 cups of cold water and stir together.

(Makes about 5 picnic cups. Multiply quantities for big groups.)

Check the taste...

Not lemony enough? Add less water!

Not sweet enough? Add more honey!

Why not add another flavour...

Honey and Mint Lemonade - add a sprig of garden mint

Raspberry Lemonade - add raspberry puree or syrup. YUM!

